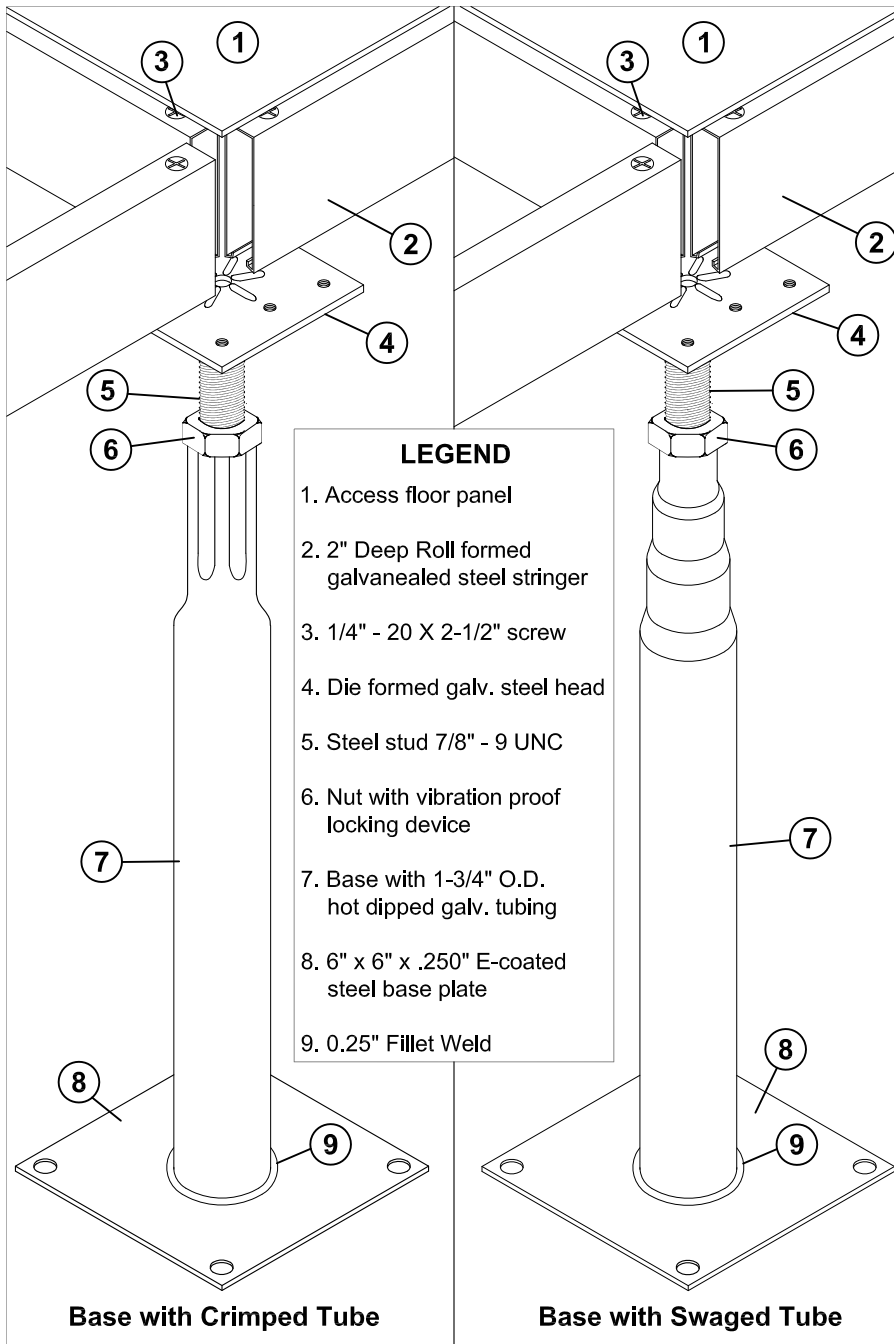


2" Deep Bolted Stringer Understructure for ConCore[®] 3000 Floor Panels-24". Type 6GF Pedestal.



PEDESTAL SPECIFICATIONS

Pedestal Assembly

- Assembly up to 48" FFH shall provide an 8,000 lb. axial load without permanent deformation.
- Assembly shall provide a 2" total adjustment.
- All pedestal components and fasteners are completely electro-zinc free.

Pedestal Head

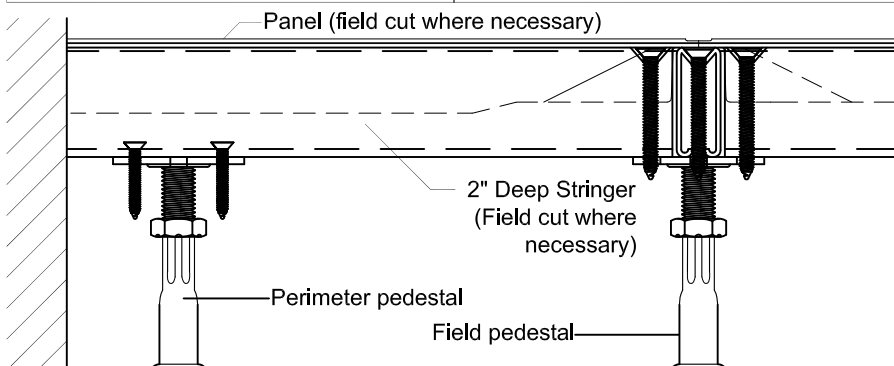
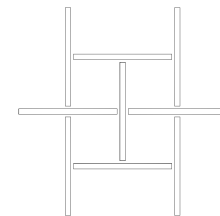
- 8 ga. die formed galvanized steel pedestal head with fillet welded stud with adjustment nut. Head and installed stringers shall provide full perimeter edge support for panel.
- Stringers shall be attached with 1/4" - 20 flat-head screws.
- Pedestal head shall be tapped for engagement of stringer screws.
- Steel stud shall be 7/8" - 9 UNC.
- 7/8" - 9 UNC adjustable nut with corrosion resistant coating.

Pedestal Base

- Pedestal tube to be 1-3/4" diameter hot dipped galvanized tubing and shall be reduced to 7/8" inner diameter by crimping or swaging.
- Swaged and crimped tubes shall have identical load performance and shall include identical anti-rotation features to prevent rotation of adjustment nut.
- Base plate to be 36 square inch E-coated steel and shall have (4) 9/16" diameter holes at 4.875" center to center distance. Larger bolt hole sizes available upon request.

Stringers

- Heavy duty roll formed steel stringer shall be 2" deep X 3/4" wide and shall withstand 1250 lb. mid-span load.
- Galvanealed stringer construction to prevent corrosion. Zinc electroplating is prohibited.
- Stringer grid pattern shall be 4/4' basketweave.



Perimeter

- Perimeter pedestal shall provide support for panels around columns, at walls, curbs and fascia.