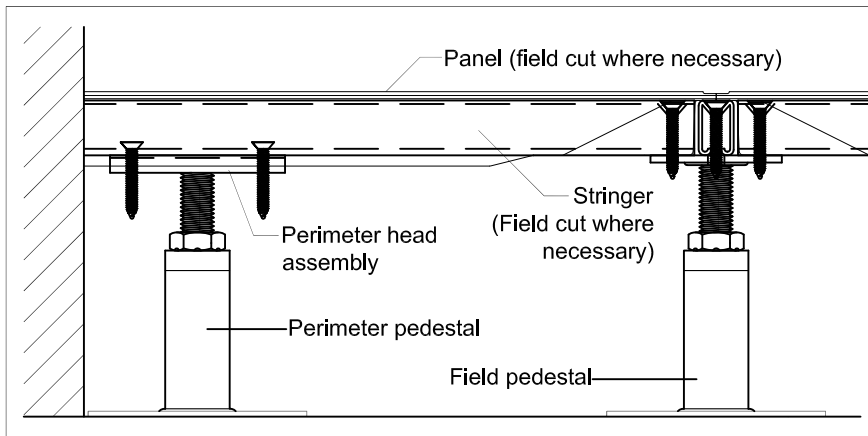
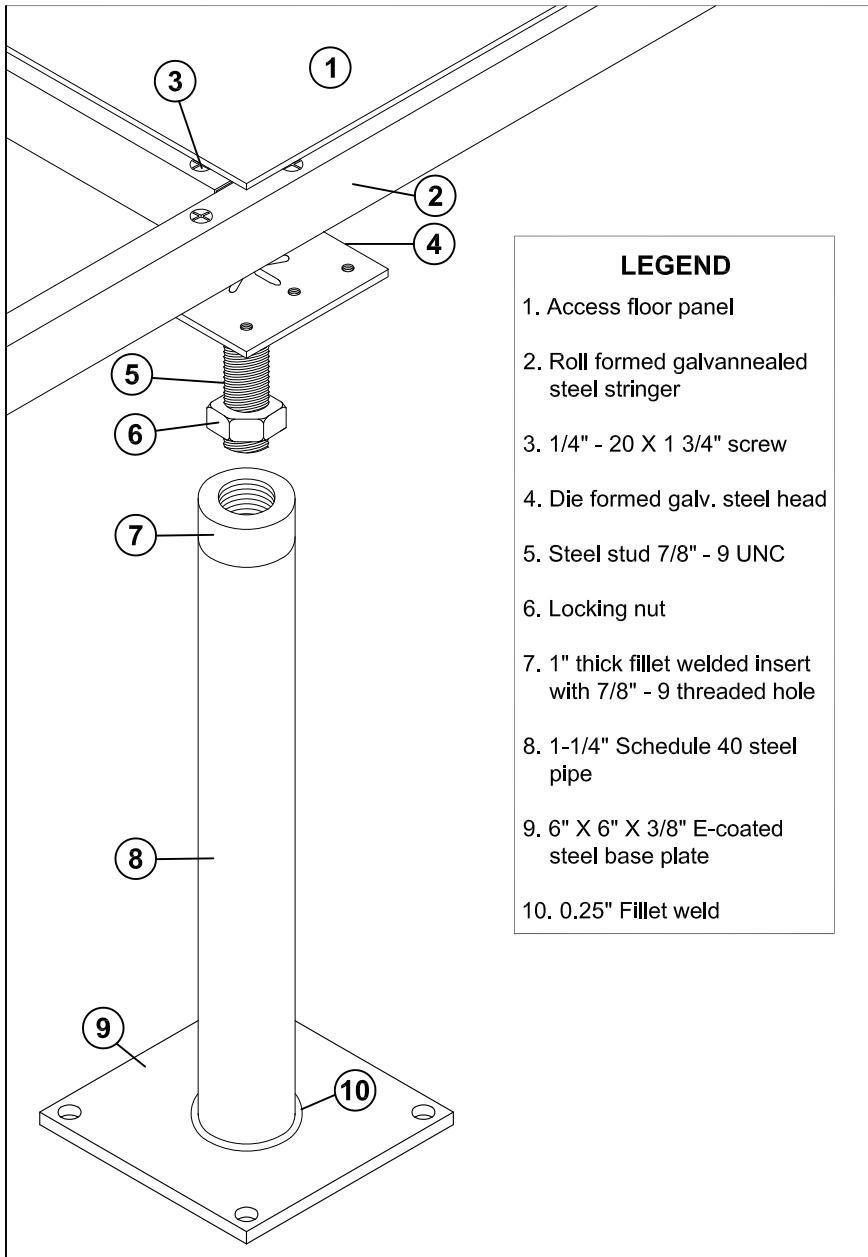


# Bolted Stringer Understructure for ConCore<sup>®</sup> and All Steel Floor Panels-24". Type 8IF Pedestal.



## PEDESTAL SPECIFICATIONS

### Pedestal Assembly

- Assembly up to 72" FFH shall provide a 10,000 lb. axial load without permanent deformation. Other heights available upon request.
- Assembly shall provide a 2" total adjustment.
- All pedestal components and fasteners are completely electro-zinc free.

### Pedestal Head

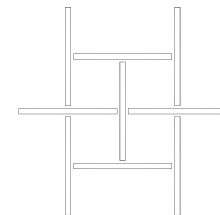
- Standard head is 11 ga. die formed galvanized steel pedestal head and resistance welded stud with adjustment nut. Heavy duty head for CC2000 and CC2500 panels is 8 ga. fillet welded for field and tack welded perimeter head. Head and installed stringers shall provide perimeter support for panel.
- Stringers shall be attached with 1/4" - 20 flat-head screws.
- Pedestal head shall be tapped for engagement of stringer screws.
- Steel stud shall be 7/8" - 9 UNC.
- 7/8" - 9 UNC locking nut with corrosion resistant coating.

### Pedestal Base

- 1-1/4" Schedule 40 steel pipe (with 1.66" O.D.) fillet welded to 6" X 6" X 3/8" steel base plate.
- 1" thick solid steel insert fillet welded onto the top of the steel pipe with 7/8"- 9 threaded hole center in insert.
- Base plate shall have (4) 9/16" diameter holes at 4.875" center to center distance for fixed equipment applications.
- Assembly shall have rust prohibitive electrocoated epoxy finish.

### Stringers

- Heavy duty roll formed steel stringer shall be 1-1/4" deep X 3/4" wide and shall withstand 450 lb. mid-span load.
- ConCore 2500 panels require the 4' x .054" stringer. All other panels except the ConCore 3000 use the .048" stringer
- Stringer shall have galvanized coating to prevent corrosion.
- Stringer grid pattern shall be 4' by 4' basketweave.



### Perimeter

- Perimeter pedestal shall provide support for panels around columns, at walls, curbs and fascia.